

**PEPERIKSAAN PERCUBAAN SPM
TINGKATAN 5
SKEMA KERTAS 1**

1	D
2	B
3	A
4	C
5	A
6	B
7	D
8	D
9	B
10	D

11	B
12	D
13	C
14	D
15	B
16	A
17	D
18	D
19	D
20	C

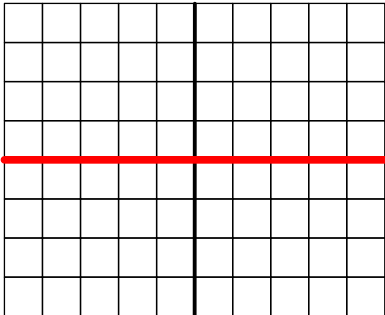
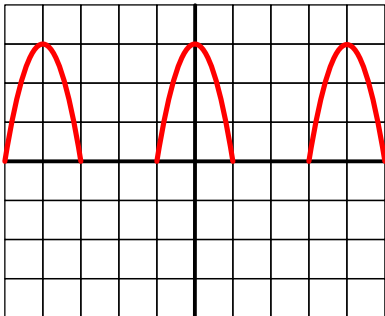
21	B
22	B
23	C
24	A
25	B
26	D
27	A
28	D
29	B
30	A

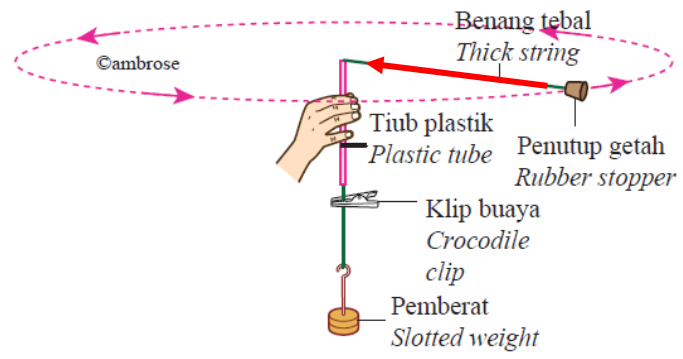
31	A
32	D
33	D
34	B
35	D
36	A
37	D
38	B
39	A
40	A

SKEMA KERTAS 2

No Soalan		Jawapan / Answer	Markah
1.	(a)	Kuantiti asas / Kuantiti skalar <i>Basic quantity / Scalar quantity</i>	1
	(b)	$\frac{24}{20}$ $= 1.2s$	1 1
	(c)	Berkurang / <i>Decreasing</i>	1

No Soalan		Jawapan / Answer	Markah
2.	(a)	Jarak terpendek di antara dua titik pada arah tertentu <i>Shortest distance between two points in specific direction</i>	1
	(b)	Tidak bergerak / Berhenti / Pegun <i>Not moving / Stop / Stationary</i>	1
	(c)	- 40 m	1
	(d)	$\frac{-40}{20}$ $= -2ms^{-1}$	1 1

No Soalan		Jawapan / Answer	Markah
3.	(a)	Membenarkan arus mengalir sehalu sahaja <i>Allow current flow in one direction only</i>	1
	(b)(i)	Tidak menyala <i>Not lights up</i>	1
	(b)(ii)	Sambungan diod dalam keadaan pincang songsang <i>Connection of diode in reversed bias.</i> Rintangan diod sangat tinggi <i>Resistance of diode too high</i>	1
	(c)	<div style="text-align: center;">  <p>Rajah 3.2.2</p>  <p>Rajah 3.3.2</p> </div>	1 1
	(d)	Rektifikasi <i>Rectification</i>	1
No Soalan		Jawapan / Answer	Markah

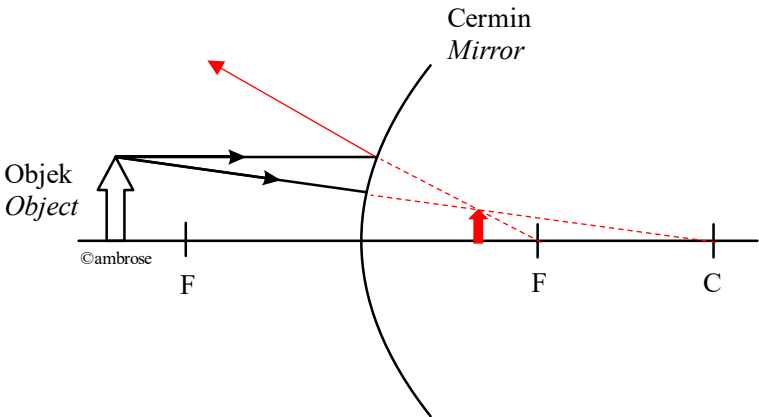
4.	(a)(i)	Kerana ada daya graviti yang saling bertindak di antara dua jasad. <i>Because there is a gravitational force acting between two bodies.</i>	1
	(a)(ii)	$g = \frac{GM}{R^2}$ $g = \frac{6.67 \times 10^{-11} \cdot 5.97 \times 10^{24}}{(6.37 \times 10^6)^2}$ $g = 9.81 \text{ms}^{-2}$	1 1
	(a)(iii)	$F = mg = 1.5 \cdot 9.81$ $F = 14.715 \text{N}$	1 1
	(b)(i)		1
	(b)(ii)	$F = \frac{0.2(4)^2}{1.0}$ $F = 3.2 \text{N}$	1 1
	(b)(iii)	Berkurang / <i>Decreasing</i> ** Jejari, r berkadar terus dengan v^2	1

No Soalan (Extra)		Jawapan / Answer	Markah
4.	(a)(i)	Kelvin	1
	(a)(ii)	Untuk mencapai keseimbangan terma <i>To achieve thermal equilibrium</i>	1
	(a)(iii)	$T = \frac{7}{12} \times 100^\circ\text{C}$ $T = 58.33^\circ\text{C}$	1 1
	(b)(i)	Untuk mengelak haba dibebaskan ke persekitaran <i>To avoid heat loss to surrounding</i>	1
	(b)(ii)	$E = Pt = 20(10 \times 60) = 12000 \text{J}$ $12000 = (0.5)(c)(26.6)$ $c = 902 \text{Jkg}^{-1} \text{C}^{-1}$	1 1 1
	(b)(iii)	Bertambah / <i>Increasing</i>	1

No Soalan	Jawapan / Answer		Markah
5.	(a)	Frekuensi minimum foton cahaya yang diperlukan untuk menghasilkan kesan fotoelektrik. <i>The minimum frequency of light photon required to produce photoelectric effect</i>	1
	(b)(i)	$A < B$	1
	(b)(ii)	$A < B$	1
	(b)(iii)	Semakin tinggi frekuensi, semakin tinggi tenaga kinetik maksimum elektron yang dipancarkan. <i>The greater the frequency, the greater the minimum kinetic energy of electron emitted.</i>	1
	(c)(i)	$W = hf_o$ $3.00(1.6 \times 10^{-19}) = (6.63 \times 10^{-34})f_o$ $f_o = 7.24 \times 10^{14} \text{ Hz}$	1 1
	(c)(ii)	$E = W + K$ $E = 3.00 + 0.60$ $E = 3.60 \text{ eV}$ Or $E = 5.76 \times 10^{-19} \text{ J}$	1 1
	(d)	Tidak berubah <i>Remain unchanged</i>	1

No Soalan (Extra)	Jawapan / Answer		Markah
5.	(a)	Pembelauan <i>Diffraction</i>	1
	(b)	Tenaga // Amplitud <i>Energy // Amplitude</i>	1
	(c)(i)	Rajah 5.1 > Rajah 5.2 <i>Diagram 5.1 > Diagram 5.2</i>	1
	(c)(ii)	Rajah 5.2 lebih membulat daripada Rajah 5.1 <i>Diagram 5.2 is more circular than Diagram 5.1</i>	1
	(c)(iii)	Semakin kecil saiz celah, semakin membulat bentuk gelombang <i>The smaller the size of slit, the more circular the shape of wave</i>	1
	(d)(i)	Sinar-X <i>X-ray</i>	1
	(d)(ii)	Mengesan keretakan tulang Mengimbas bagasa di lapangan terbang Menentukan keaslian lukisan <i>Detect bone fracture</i> <i>Scanning luggage in airport</i> <i>To authenticity of painting</i>	1
	(d)(iii)	$v = f\lambda$ $3 \times 10^8 = (2 \times 10^{13})\lambda$ $\lambda = 1.5 \times 10^{-5} \text{ m}$	1 1

No Soalan	Jawapan / Answer	Markah
6. (a)	Kadar perubahan momentum <i>Rate change in momentum</i>	1
(b)(i)	$F_x = 800 \cos 40$ $F_x = 612.84 N$	1 1
(b)(ii)	$F_x = 800 \cos 15$ $F_x = 772.74 N$	1 1
(c)(i)	Rajah 6.1 > Rajah 6.2 <i>Diagram 6.1 > Diagram 6.2</i>	1
(c)(ii)	Rajah 6.1 < Rajah 6.2 <i>Diagram 6.1 < Diagram 6.2</i>	1
(d)(i)	Semakin besar sudut, semakin kecil F_x <i>The greater the angle, the smaller the F_x</i>	1
(d)(ii)	Semakin besar F_x , semakin besar pecutan <i>The greater the F_x, the greater the acceleration</i>	1

No Soalan	Jawapan / Answer	Markah
7. (a)(i)	Pantulan cahaya <i>Reflection of light</i>	1
(a)(ii)	Diperkecilkan // Tegak // Maya <i>Diminished // Upright // Virtual</i>	1
(a)(iii)	 <p>1 m – garis putus-putus ke C / <i>dotted line to C</i> 1 m – garis putus – putus ke F / <i>dotted line to F</i> 1 m – lukis imej / <i>draw image</i></p>	3
(b)(i)	Cermin cekung. Memantul dan memfokus cahaya dengan lebih baik // Imej lebih terang. <i>Concave mirror</i> <i>Reflect and focus the light better // Produced brighter image</i>	1 1
(b)(iii)	Kurang daripada jarak fokus. Menghasilkan imej yang lebih besar. <i>Less than focal length.</i> <i>Produce large image.</i>	1 1

No Soalan	Jawapan / Answer		Markah
8.	(a)(i)	$E = Pt$ $E = 2kW (6j \times 30)$ $E = 360kWj$	1 1
	(a)(ii)	360×0.20 $= RM 72$	1 1
	(b)(i)	Dawai gegelung. Rintangan tinggi. <i>Coiled wire.</i> <i>High resistance</i>	1 1
	(b)(ii)	Nikrom. Kerintangan tinggi // rintangan tinggi. <i>Nichrome.</i> <i>High resistivity // High resistance</i>	1 1
	(d)	N	1

No Soalan	Jawapan / Answer		Markah												
9.	(a)	Ketumpatan cecair // graviti / <i>Density of liquid // gravity</i>	1												
	(b)(i)	$X < Y$	1												
	(b)(ii)	$X < Y$	1												
	(b)(iii)	$X < Y$	1												
	(c)(i)	Semakin bertambah tekanan air, semakin bertambah jarak mengufuk pancutan air. <i>The greater the pressure of water, the greater the horizontal distance of water spurting out.</i>	1												
	(c)(ii)	Semakin bertambah kedalaman air, semakin bertambah tekanan air. <i>The greater the depth of water, the greater the pressure of water.</i>	1												
	(d)(i)	$P = h\rho g$ $P = (10)(1000)(9.81)$ $P = 9.81 \times 10^4 Pa$	1 1												
	(d)(ii)	$P = h\rho g$ $P = (10 + 5)(1000)(9.81)$ $P = 1.47 \times 10^5 Pa$ Or $P = 10 + 5$ $P = 15m \text{ air}$	1 1												
	(e)	<table border="1"> <thead> <tr> <th>Ciri-ciri <i>Characteristics</i></th> <th>Penerangan <i>Explanation</i></th> </tr> </thead> <tbody> <tr> <td>Kedudukan baldi: Atas lantai <i>Position of pail:</i> <i>On the floor</i></td> <td>Menghasilkan kawasan tekanan rendah <i>Create low pressure region</i></td> </tr> <tr> <td>Kedudukan akuarium: Atas meja <i>Position of aquarium:</i> <i>On the table</i></td> <td>Menghasilkan kawasan tekanan tinggi <i>Create high pressure region</i></td> </tr> <tr> <td>Diameter hos: Besar <i>Diameter of hose: Big</i></td> <td>Boleh mengalirkan isipadu air dengan banyak <i>Large volume of water flowing</i></td> </tr> <tr> <td>Perbezaan ketinggian: Tinggi <i>Different in height:</i> <i>High</i></td> <td>Perbezaan tekanan yang tinggi. <i>Large different in pressure</i></td> </tr> <tr> <td>Pilih N</td> <td></td> </tr> </tbody> </table>	Ciri-ciri <i>Characteristics</i>	Penerangan <i>Explanation</i>	Kedudukan baldi: Atas lantai <i>Position of pail:</i> <i>On the floor</i>	Menghasilkan kawasan tekanan rendah <i>Create low pressure region</i>	Kedudukan akuarium: Atas meja <i>Position of aquarium:</i> <i>On the table</i>	Menghasilkan kawasan tekanan tinggi <i>Create high pressure region</i>	Diameter hos: Besar <i>Diameter of hose: Big</i>	Boleh mengalirkan isipadu air dengan banyak <i>Large volume of water flowing</i>	Perbezaan ketinggian: Tinggi <i>Different in height:</i> <i>High</i>	Perbezaan tekanan yang tinggi. <i>Large different in pressure</i>	Pilih N		1,1 1,1 1,1 1,1 1,1
Ciri-ciri <i>Characteristics</i>	Penerangan <i>Explanation</i>														
Kedudukan baldi: Atas lantai <i>Position of pail:</i> <i>On the floor</i>	Menghasilkan kawasan tekanan rendah <i>Create low pressure region</i>														
Kedudukan akuarium: Atas meja <i>Position of aquarium:</i> <i>On the table</i>	Menghasilkan kawasan tekanan tinggi <i>Create high pressure region</i>														
Diameter hos: Besar <i>Diameter of hose: Big</i>	Boleh mengalirkan isipadu air dengan banyak <i>Large volume of water flowing</i>														
Perbezaan ketinggian: Tinggi <i>Different in height:</i> <i>High</i>	Perbezaan tekanan yang tinggi. <i>Large different in pressure</i>														
Pilih N															

No Soalan	Jawapan / Answer		Markah
10.	(a)(i)	Pembelahan nukleus <i>Nuclear fission</i>	1
	(a)(ii)	$1.00867 + 235.04392 - 91.92611 - 140.91441 - 3(1.00867)$ $= 0.18606 \text{ u}$ $= 3.088596 \times 10^{-28} \text{ kg}$	1 1 1
	(a)(iii)	$E = mc^2$ $E = (3.088596 \times 10^{-28})(3 \times 10^8)^2$ $E = 2.78 \times 10^{-11} \text{ J}$	1 1
	(c)	Nukleus uranium-235 ditembak dengan satu neutron. Menghasilkan nukleus yang tidak stabil. Pembelahan nukleus berlaku menghasilkan nukleus krypton, barium dan tiga neutron yang baru. Tiga neutron yang terhasil akan menembak nukleus uranium yang lain. Proses ini berterusan menghasilkan tindak balas berantai. <i>Uranium-235 nucleus is bombarded with a neutron.</i> <i>Uranium nucleus is unstable.</i> <i>Nuclear fission is occurred and produce nucleus of krypton, barium and three new neutrons.</i> <i>Three neutrons bombarded another uranium nucleus.</i> <i>The process is continuing to produce chain reaction.</i>	1 1 1 1

(e)															
		<table border="1"> <thead> <tr> <th>Ciri-ciri <i>Characteristics</i></th> <th>Penerangan <i>Explanation</i></th> </tr> </thead> <tbody> <tr> <td>Rod kawalan: Boron <i>Control rod: Boron</i></td> <td>Menyerap neutron yang berlebihan <i>Absorb excess neutron</i></td> </tr> <tr> <td>Moderator: Grafit <i>Moderator: graphite</i></td> <td>Memperlakan neutron yang bergerak pantas <i>Slow down fast-moving neutron</i></td> </tr> <tr> <td>Bahan api: Uranium <i>Fuel: Uranium</i></td> <td>Menghasilkan tenaga yang banyak <i>Produce large amount of energy</i></td> </tr> <tr> <td>Dinding reaktor: Konkrit tebal <i>Wall of reactor: concrete wall</i></td> <td>Menghalang sinaran radioaktif yang merbahaya ke persekitaran <i>Prevent dangerous radiation emitted to surrounding.</i></td> </tr> <tr> <td>Pilih: P</td> <td></td> </tr> </tbody> </table>	Ciri-ciri <i>Characteristics</i>	Penerangan <i>Explanation</i>	Rod kawalan: Boron <i>Control rod: Boron</i>	Menyerap neutron yang berlebihan <i>Absorb excess neutron</i>	Moderator: Grafit <i>Moderator: graphite</i>	Memperlakan neutron yang bergerak pantas <i>Slow down fast-moving neutron</i>	Bahan api: Uranium <i>Fuel: Uranium</i>	Menghasilkan tenaga yang banyak <i>Produce large amount of energy</i>	Dinding reaktor: Konkrit tebal <i>Wall of reactor: concrete wall</i>	Menghalang sinaran radioaktif yang merbahaya ke persekitaran <i>Prevent dangerous radiation emitted to surrounding.</i>	Pilih: P		
	Ciri-ciri <i>Characteristics</i>	Penerangan <i>Explanation</i>													
	Rod kawalan: Boron <i>Control rod: Boron</i>	Menyerap neutron yang berlebihan <i>Absorb excess neutron</i>													
	Moderator: Grafit <i>Moderator: graphite</i>	Memperlakan neutron yang bergerak pantas <i>Slow down fast-moving neutron</i>													
	Bahan api: Uranium <i>Fuel: Uranium</i>	Menghasilkan tenaga yang banyak <i>Produce large amount of energy</i>													
Dinding reaktor: Konkrit tebal <i>Wall of reactor: concrete wall</i>	Menghalang sinaran radioaktif yang merbahaya ke persekitaran <i>Prevent dangerous radiation emitted to surrounding.</i>														
Pilih: P															
		1,1													
		1,1													
		1,1													
		1,1													
		1,1													

No Soalan	Jawapan / Answer		Markah												
11.	(a)	Arus yang terhasil apabila konduktor memotong fluks magnet. <i>Current produced when conductor cuts magnetic flux.</i>	1												
	(b)(i)	Arah gerakan: Rajah 11.1 = Rajah 11.2 Luas keratan rentas rod kuprum: Rajah 11.1 < Rajah 11.2 Magnitud pesongan jarum galvanometer: Rajah 11.1 < Rajah 11.2 <i>Direction of motion: Diagram 11.1 = Diagram 11.2</i> <i>The cross-sectional area of copper rod: Diagram 11.1 < Diagram 11.2</i> <i>Magnitude of deflection of galvanometer pointer: Diagram 11.1 < Diagram 11.2.</i>	1 1 1												
	(b)(ii)	Semakin bertambah luas keratan rentas rod kuprum, semakin bertambah magnitud pesongan jarum galvanometer. <i>The greater the cross-sectional area of copper rod, the greater the magnitude of deflection of galvanometer pointer.</i> Semakin bertambah luas keratan rentas rod kuprum, semakin bertambah arus auhan. <i>The greater the cross-sectional area of copper rod, the greater the induced current.</i> Konsep fizik: Aruhan elektromagnet <i>Physical concept: electromagnetic induction</i>	1 1 1												
	(c)	Apabila magnet bar ditolak masuk ke dalam solenoid, hujung P menjadi kutub Utara. Arus aruhan terhasil. Jarum galvanometer terpesong ke kiri. Hukum fizik yang terlibat adalah Hukum Lenz. <i>When the bar magnet is pushed into the solenoid, the end of P become North.</i> <i>Induced current is produced.</i> <i>The pointer of galvanometer deflected to the left.</i> <i>The law of physics involved is Lenz Law</i>	1 1 1 1 Max: 4												
	(d)	<table border="1"> <thead> <tr> <th>Ciri-ciri <i>Characteristics</i></th> <th>Penerangan <i>Explanation</i></th> </tr> </thead> <tbody> <tr> <td>Guna magnet yang kuat // Guna magnet neodimium <i>Use stronger magnet // Use neodymium magnet</i></td> <td>Menghasilkan medan magnet yang kuat <i>Produce stronger magnetic field</i></td> </tr> <tr> <td>Menambah bilangan lilitan gegelung. <i>Increase the number of turns of coil</i></td> <td>Meningkatkan pemotongan fluks magnet. <i>Increase the cut of magnetic flux.</i></td> </tr> <tr> <td>Menggunakan dawai kuprum <i>Use copper wire</i></td> <td>Rintangan rendah <i>Low resistance</i></td> </tr> <tr> <td>Luas keratan rentas dawai gegelung lebih besar <i>Cross sectional area of wire coil is larger</i></td> <td>Mengurangkan rintangan <i>Reduce resistance</i></td> </tr> <tr> <td>Tukar komutator with gelang gelincir <i>Change commutator with slip rings</i></td> <td>Menghasilkan arus ulang-alik <i>Produce alternating current</i></td> </tr> </tbody> </table>	Ciri-ciri <i>Characteristics</i>	Penerangan <i>Explanation</i>	Guna magnet yang kuat // Guna magnet neodimium <i>Use stronger magnet // Use neodymium magnet</i>	Menghasilkan medan magnet yang kuat <i>Produce stronger magnetic field</i>	Menambah bilangan lilitan gegelung. <i>Increase the number of turns of coil</i>	Meningkatkan pemotongan fluks magnet. <i>Increase the cut of magnetic flux.</i>	Menggunakan dawai kuprum <i>Use copper wire</i>	Rintangan rendah <i>Low resistance</i>	Luas keratan rentas dawai gegelung lebih besar <i>Cross sectional area of wire coil is larger</i>	Mengurangkan rintangan <i>Reduce resistance</i>	Tukar komutator with gelang gelincir <i>Change commutator with slip rings</i>	Menghasilkan arus ulang-alik <i>Produce alternating current</i>	1,1 1,1 1,1 1,1 1,1
Ciri-ciri <i>Characteristics</i>	Penerangan <i>Explanation</i>														
Guna magnet yang kuat // Guna magnet neodimium <i>Use stronger magnet // Use neodymium magnet</i>	Menghasilkan medan magnet yang kuat <i>Produce stronger magnetic field</i>														
Menambah bilangan lilitan gegelung. <i>Increase the number of turns of coil</i>	Meningkatkan pemotongan fluks magnet. <i>Increase the cut of magnetic flux.</i>														
Menggunakan dawai kuprum <i>Use copper wire</i>	Rintangan rendah <i>Low resistance</i>														
Luas keratan rentas dawai gegelung lebih besar <i>Cross sectional area of wire coil is larger</i>	Mengurangkan rintangan <i>Reduce resistance</i>														
Tukar komutator with gelang gelincir <i>Change commutator with slip rings</i>	Menghasilkan arus ulang-alik <i>Produce alternating current</i>														